

Texas and the Civil War
from the Bullock Texas State History Museum

POST-PROGRAM STUDENT WORKSHEET: Packing a Haversack

Imagine you were a soldier during the Civil War. Think about the equipment we discussed in our lesson today. Which items are needed for survival? What would you want to have to entertain you or keep your spirits up?

When faced with the danger of a too-heavy knapsack, soldiers had to make difficult choices of what to discard. The first thing most people discarded was the knapsack and switched to a smaller, lighter haversack. What Civil War soldiers packed in their knapsack made the difference about whether they lived or died.

Materials needed: Scissors, Glue, Pen or Pencil

1. Decide which 5 items would be the most important to you. Cut out the pictures of those items and glue them inside your haversack.

2. On the lines below, answer these questions by writing a paragraph:

What 5 items did you choose, and why? What are these items used for?





BULLETS




CANTEEN



SHAVING KIT AND TOOTHBRUSH



EATING UTENSILS




LETTER




COMBS



DICE



FOOD



FAMILY PICTURE



"HOUSEWIFE" SEWING KIT



PLAYING CARDS



BOWIE KNIFE



CANDLE



MONEY